

Serie EMID

CONNESSIONI AUTOMOTIVE

Terminali + connettori

Connettori: PA66
 Terminale Femmina: bronzo fosforoso
 Terminale Maschio: ottone

TERMINALE FEMMINA **F**


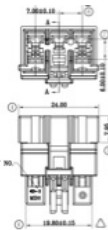
TERMINALE MASCHIO **M**



RIF	CODICE	MATERIALE	TRATTAM.	SEZ. FILO	H	W	L	E	SPESS.	CONF.	NOTE
F	E840002	Phosphor Bronze	2	0.85 - 1.25	2.75	4.0	26.6	13.2	0.32	4000	
M	E840102	BS	2	0.85 - 1.25	0.80	2.80	26.6	8.70	0.32	4000	


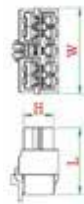
CONNETTORE PORTA FEMMINA

EMID005FWH
5VIE




CONNETTORE PORTA FEMMINA

EMID09FB
9VIE





CONNETTORE PORTA MASCHIO

EMID09MB
9VIE




CONNETTORE PORTA FEMMINA

EMID11FGY
11VIE



CONNETTORE PORTA FEMMINA

EMID13FW
13VIE



CONNETTORE PORTA MASCHIO

EMID13MW
13VIE



RIF	CODICE	MATERIALE	COLORE	TERMINALE	L	H	W	CONF.	RETAINER
A	EMID005FWH	PA66+GF	Bianco	E840002PS	26.5	11.8	24.0	100	
C	EMID09FB	PA66+GF	Nero	E840002PS	26.7	11.8	33.8	100	
D	EMID09MB	PA66+GF	Nero	E840201BS	37.1	17.6	37.1	100	
E	EMID11FGY	PA66+GF	Grigio	E840002PS	26.7	11.8	39.0	100	
F	EMID13FW	PA66+GF	Bianco	E840002PS	26.5	11.8	33.8	100	
G	EMID13MW	PA66+GF	Bianco	E840201PS	37.3	17.6	47.1	100	